



QUALITY
CABINETS®

DESIGN SELECTION GUIDE



QUALITY IS MORE THAN OUR NAME.
IT'S OUR PROMISE.

For more than 40 years, QualityCabinets™ has been living up to our promise: to offer the finest cabinetry, in a beautiful array of styles and colors, designed to fit any budget. From the materials we use, to the artisans who craft our cabinetry, we're committed to the delivering most value and achieving the highest standards in everything we build.

And with every QualityCabinets product backed by a 10-year limited warranty, you can count on that promise for years to come.

Cover image:
Galveston in Maple Boardwalk and island in Nightfall

QUALITY CONSTRUCTION / Page 3

DOOR FINISHES / Pages 4-5

DOOR STYLES / Pages 6-17

PERSONALIZED SOLUTIONS / Page 18

CONSTRUCTION OPTIONS / Page 19



For complete warranty details,
visit qualitycabinets.com.



DURABLE CONSTRUCTION




BUILT TO LAST

Our cabinetry meets or exceeds industry construction and performance standards.



DURABLE FINISH

Multi-step finishing system provides added value with a protective topcoat to resist scratching and stains.



QUALITY CONSTRUCTION

Base cabinets and vanities use I-Beam supports to keep your cabinets square for the best installation.



SOFT-CLOSING FUNCTIONALITY

SoftAction™ six-way adjustable soft-closing door hinges to help ensure precise alignment and reduced noise for years to come.

STAIN FINISHES

MAPLE STAINS



Natural



Sable



Boardwalk



Steel Grey



Pecan



Basalt



Kona



Dusk

MAPLE STAINS WITH HIGHLIGHTS



Natural with
Java Highlight



Sable with
Ebony Highlight

OAK STAINS



Natural



Amaretto



Pecan



Kona

CHERRY STAINS



Amaretto



Pecan

CHERRY STAIN WITH HIGHLIGHTS



Amaretto with
Java Highlight

PAINTED FINISHES

PAINTS*



Cotton



Chiffon



Mist



Shale



Graphite



Nightfall

PAINTS* WITH HIGHLIGHTS



Cotton with Tuscan Highlight



Chiffon with Tuscan Highlight



Mist with Tuscan Highlight




Shale with Ebony Highlight



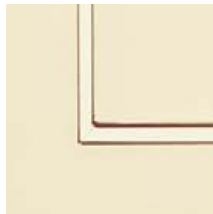
Graphite with Tuscan Highlight



Nightfall with Ebony Highlight



Cotton with Java Highlight



Chiffon with Desert Highlight



Mist with Desert Highlight



Shale with Desert Highlight



Graphite with Desert Highlight

LAMINATE



White



Grey

Adding color to your cabinetry can bring your entire room to life. Colors can range from light amber to a deep java, each of which gives your cabinetry a unique look and personality. Carefully consider your color choice to ensure that it matches the overall feel that you want for your room.

*A painted drawer front or door material may be made of a paint-grade substrate to help ensure a consistent and stable product. Actual colors may vary slightly due to printing limitations. Not every finish is available in every door style. To see the full range of products visit qualitycabinets.com.

DOOR STYLE DETAILS

WOOD TYPE




MAPLE (M)

Maple is versatile and takes color quite well, making it a very popular choice. It has a fine uniform grain and, overall, is a very consistent wood type.



OAK (O)

Oak is a heavy, hard wood, that has a coarse, noticeable grain. It provides dramatic lines that can play quite differently depending on the finish color chosen.



CHERRY (C)

Cherry has a fine-to-medium grain and is moderately hard and heavy. While it often has a deep color, it can vary depending upon your choice of stain.



LAMINATE (LM)

Laminate is a thermo-plastic polymer wrap that is applied to engineered wood or Medium Density Fiberboard (MDF). This cabinetry gives you a uniform appearance.

OVERLAY TYPE



FULL OVERLAY

Overlay is the amount of the face frame covered by the cabinet door. A full overlay draws attention to the door and drawer design, creating a more seamless look.



PARTIAL OVERLAY

A partial overlay usually reveals about one inch of face frame around the door. A partial overlay creates an attractive, traditional look. Partial overlays usually cost less than full overlays.

CENTER PANEL PROFILE



RAISED

In a raised panel door, the center of the panel is higher than its edges. This style is used to create square door styles.



RECESSED

A flat panel held inside the perimeter of a door. A flat panel recesses between the stiles and rails.

DRAWER FRONT TYPE



SOLID DRAWER FRONT

The traditional, yet stylish look of a solid drawer front complements a wide range of designs. This simple design allows you to get creative with a variety of wood grain and color selections.



5-PIECE DRAWER FRONT

5-piece drawer fronts are constructed in similar fashion to doors, having a frame and center panel. 5-piece drawer fronts are more expensive because they require added craftsmanship and provide design details that mirror the style of the door, adding value to the overall style of the cabinetry.



Carefully selecting your overlay style, center panel and drawer front creates a design unique to your home. These design choices make the difference between a traditional styling or a sleek, modern design.

FELIX | Maple Steel Grey



FELIX

WOOD TYPES: Maple, Cherry

OVERLAY: Full

CENTER PANEL: Raised Veneer

STANDARD DRAWER FRONT: Solid Slab

OPTIONAL: 5-Piece Drawer Front





MULTI-DIMENSIONAL

Create a multi-dimensional space by placing taller wall cabinets along existing soffits or duct work. Open shelving keeps the look light and airy.



GABRIEL

- WOOD TYPE: Maple
- OVERLAY: Partial
- CENTER PANEL: Recessed Veneer
- STANDARD DRAWER FRONT: Solid Slab

GALVESTON | Maple Boardwalk and Nightfall



PERSONALIZE YOUR SPACE

Pair a colorful island with warm wood cabinets for a bold pop of personality.

GALVESTON

WOOD TYPE: Maple

OVERLAY: Full

CENTER PANEL: Recessed Veneer

STANDARD DRAWER FRONT: Solid Slab

OPTIONAL: 5-Piece Drawer Front





GLASS WITH MATCHING INTERIOR

Style your kitchen seamlessly with matching interiors on cabinets with glass inserts. Carrying the finish throughout creates a beautiful backdrop to display decorative pieces.



McGRATH

WOOD TYPE: Maple*

OVERLAY: Partial

CENTER PANEL: Recessed Veneer

STANDARD DRAWER FRONT: Solid Slab

OPTIONAL: 5-Piece Drawer Front

*Not available with highlight

PETERSON | Maple Graphite



CLASSIC WALL HOOD

Choose a wall hood that matches the cabinetry and create a stunning focal point in your kitchen.

PETERSON

WOOD TYPES: Maple*, Cherry*

OVERLAY: Full

CENTER PANEL: Recessed Veneer

STANDARD DRAWER FRONT: Solid Slab

OPTIONAL: 5-Piece Drawer Front

*Not available with highlight



REAGAN | Maple Cotton



DEEP SINK BASE

Form and function come together in a Deep Sink Base bringing style to your kitchen and making clean up a breeze.



REAGAN

WOOD TYPE: Maple

OVERLAY: Full

CENTER PANEL: Recessed Veneer

STANDARD DRAWER FRONT: Solid Slab

OPTIONAL: 5-Piece Drawer Front

SHAY | Maple Steel Grey



SHAY

- WOOD TYPES: Maple, Cherry*, Oak
 - OVERLAY: Partial
 - CENTER PANEL: Raised Veneer
 - STANDARD DRAWER FRONT: Solid Slab
- *Not available with highlight



SKYLAR | Maple Mist



SKYLAR

WOOD TYPES: Maple, Cherry*, Oak

OVERLAY: Partial

CENTER PANEL: Recessed Veneer

STANDARD DRAWER FRONT: Solid Slab

*Not available with highlight

TOBIN | Maple Shale



TOBIN

WOOD TYPE: Maple

OVERLAY: Full

CENTER PANEL: Recessed Veneer

STANDARD DRAWER FRONT: Solid Slab

OPTIONAL: 5-Piece Drawer Front



VALEN | Laminate Grey
PETERSON | Maple Nightfall



VALEN

WOOD TYPE: Laminate

OVERLAY: Full

CENTER PANEL: Recessed

STANDARD DRAWER FRONT: Solid Slab

OPTIONAL: 5-Piece Drawer Front

PERSONALIZED SOLUTIONS

For more accessories, visit qualitycabinets.com.



DELUXE ROLL-OUT TRAYS



MESSAGE CENTER WALL



TRAY DIVIDER ROLL-OUT



BASE WASTEBASKET TOP MOUNT



BASE PULL-OUT



PEGGED DEEP DRAWER ORGANIZER



CUTLERY DIVIDER



BASE SWING-OUT SHELVES



BASE CORNER REVOLVING

CONSTRUCTION OPTIONS

You can make a variety of upgrades that can help enhance your cabinetry.



PLYWOOD END PANEL OPTION

Upgrade to ½" plywood for added strength and an exceptional look.



ALL-PLYWOOD CONSTRUCTION OPTION

Upgrade further to include plywood throughout the cabinet construction. Upgrade includes ½"-thick, furniture-grade plywood end panels.



DOVETAIL

Dovetails are the strongest of all joints. These two-part joints are constructed of interlocking wedge-shaped elements called pins and tails that resist the forces applied to the joint. This joint looks attractive, adding a special decorative quality to any cabinet.

COREGUARD® SINK BASE



COREGUARD
SINK BASE

A study revealed that 35% of consumers have experienced under-sink damage. The QualityCabinets innovation team has taken this common problem and created a game-changing solution: the CoreGuard Sink Base Cabinet.

Designed to resist damage from minor leaks, spills and stains, our CoreGuard Sink Base Cabinet allows for simple cleanup, is available with a utility tray option, comes fully assembled, and can be installed just like a standard sink base.

Learn more about the CoreGuard Sink Base Cabinet at qualitycabinets.com.

HOW IT WORKS

1. Engineered polymer sides, back and floor help resist damage caused by spilled liquids and stains.
2. Raised ribs on the cabinet floor helps to keep stored items dry.
3. The cabinet floor is slightly inclined to direct flow to front of cabinet for easier detection.
4. A protective lip overlaps the bottom cabinet rail.
5. The cabinet has no center rail in between the doors, making access to the cabinet interior easier.





QUALITY CABINETS®

Discover cabinetry options and
personalized solutions at
[qualitycabinets.com](https://www.qualitycabinets.com)

Actual colors may vary slightly due to
printing limitations. For full color accuracy,
please visit your QualityCabinets™ cabinetry
professional. Construction and assembly
methods may vary from what is shown in
samples and imagery, but do not affect
performance standards of products.

Printed in the USA

QC-FLCAT 0121R

